

WORK SHEET

175 COUNTRY CLUB DRIVE, SUITE 200A
 STOCKBRIDGE, GA 30281
 TOLL FREE: 1.866.545.1545
 PHONE: 770.507.2600
 FAX: 770.507.2605
 web site: www.marinoware.com

SIMPLY FILL OUT THE REQUIRED INFORMATION AND FAX IT TO (770) 507.2605.
 A MARINO\WARE TECHNICAL REPRESENTATIVE WILL REVIEW IT AND FAX BACK YOUR REQUEST.

PROJECT NAME _____

PROJECT LOCATION _____

ARCHITECT / ENGINEER / CONTRACTOR _____

CONTACT _____

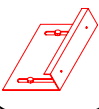
PHONE # _____

FAX # _____

PREPARED BY (M/W) _____

DATE _____

SUGGESTED CLIPS:
 WSC-DEFLEX SERIES
 3T1000 6T1000



CASE #1
 INTERIOR / EXTERIOR

WIND LOAD = _____

SLIP AMOUNT = _____

DEFLECTION (L/240,360,600) = _____

SPACING = _____

DESIRED STUD WIDTH = _____

CONCLUSION = _____

BRIDGING:
 See page 25 of the Marinoware
 Lightweight Steel Framing

CASE #2
 INTERIOR / EXTERIOR

WIND LOAD = _____

SLIP AMOUNT = _____


DEFLECTION (L/240,360,600) = _____

SPACING = _____

DESIRED STUD WIDTH = _____

CONCLUSION = _____

SUGGESTED CLIPS:
 WSC-SERIES
 WSC-950 WSC-1500



WSC-OUTRIGGER

CASE #1
 INTERIOR / EXTERIOR

WIND LOAD = _____

DEFLECTION (L/240,360,600) = _____

SPACING = _____

DESIRED STUD WIDTH = _____

CONCLUSION = _____

BRIDGING:
 See page 25 of the Marinoware
 Lightweight Steel Framing

CASE #2
 INTERIOR / EXTERIOR

WIND LOAD = _____

DEFLECTION (L/240,360,600) = _____

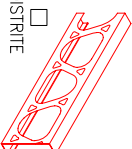
SPACING = _____

DESIRED STUD WIDTH = _____

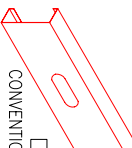
CONCLUSION = _____

SUGGESTED:
 FLOOR & ROOF
JOIST DESIGN

JOISTRIE



CONVENTIONAL "C"



CASE #1

CASE #2

LIVE LOAD = _____

DEAD LOAD = _____

SPACING = _____

DESIRED JOIST DEPTH = _____

CONCLUSION = _____

KL.F. = _____

SPAN = _____

KL.F. = _____

BRIDGING:
 See page 25 of the Marinoware
 Lightweight Steel Framing

CASE #1
 INTERIOR / EXTERIOR

WIND LOAD = _____

SPACING = _____

DESIRED STUD WIDTH = _____

CONCLUSION = _____

CASE #2
 INTERIOR / EXTERIOR

WIND LOAD = _____

SPACING = _____

DESIRED STUD WIDTH = _____

CONCLUSION = _____

CURTAIN WALL

CURTAIN WALL (BYPASS)

BEARING WALL

THE CALCULATIONS AND/OR SKETCHES CONTAINED HEREIN ARE SUPPLIED SOLELY TO ASSIST IN THE SELECTION AND/OR ANALYSIS OF MARINO\WARE PRODUCTS. THE CALCULATIONS AND/OR SKETCHES ARE PRELIMINARY IN NATURE AND ARE NOT INTENDED TO REPLACE THE CALCULATIONS AND/OR SKETCHES AND SERVICES OF THE ARCHITECT OR ENGINEER OF RECORD. MARINO\WARE IN RENDERING SUCH CALCULATIONS AND/OR SKETCHES SHALL IN NO WAY BE DEEMED TO ASSUME ANY PROFESSIONAL RESPONSIBILITY AND HEREBY DISCLAIMS ANY AND ALL SUCH LIABILITY OR OBLIGATION.