




MARINO WARE

# FAS<sup>®</sup>-093X<sup>™</sup>-V

FAS-093X-V is an extruded flexible PVC control joint with an integrated intumescent strip that provides fire, smoke, and sound rated solutions in vertical and horizontal control joints.



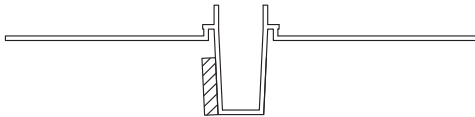
- ✔ Can be used in interior or exterior drywall partitions
- ✔ Has integrated mud legs for attachment and adhesion of joint compounds
- ✔ Provides an aesthetically pleasing reveal with integrated groove
- ✔ Installs fully cured, unaffected by water/moisture/temperature
- ✔ Easily installs using spray adhesive and staples
- ✔ Pink in color for identification in the inspection process
- ✔ Does not require drywall rips, fire sealant, or mineral wool backing within the wall cavity
- ✔ Tear away mud guide strip to protect the v-groove during installation
- ✔ Can be used in metal or wood stud wall assemblies
- ✔ Provides 1hr and 2hr fire rating from the same profile
- ✔ Paintable

### Ordering / Packaging

Description	Part #	Length	Pcs/Ctn
FAS-093X-V	093XV	10'	20


### Storage / Warranty


- ✔ When stored indoors and kept dry in the original package, FAS-093X-V will provide unlimited shelf life
- ✔ See Firestop Product Warranty for details



### ASTM & Code Standards

- ✔ ASTM C1047-99
- ✔ ASTM D1784-03
- ✔ ASTM D3678-97
- ✔ ASTM E84
- ✔ ASTM E1966
- ✔ UL 2079 5th Edition
- ✔ L-Rating (air leakage) testing for compliance with International Building Code (IBC) and Canadian Building Code (CBC)
- ✔ UL listings/approvals include: HW-D-0596; HW-D-0621; WW-D-0172
- ✔ **U.S. Patent No. 8,671,632**





## FAS<sup>®</sup> 093X-V (Vinyl) Fire-Rated Control Joint

Building out fire-rated control joints on wall assemblies using traditional methods is costly and time consuming. FAS 093X-V (Vinyl) Fire-Rated Control Joint revolutionizes this process. Integrated intumescent tape rated for 1 and 2 hours, and the flexible bead accommodates up to 3/8" in building movement.

### Installation Guide

#### Before Installation:

Ensure that the wall is built to outlined specifications for XHBN.WW-D-0172 in the UL directory.

#### Step 1:

Measure and cut the bead to length. Dry fit to test proper cut.

#### Step 2:

Spray the bead and edge of drywall with 1 coat each of 847 Spray Adhesive and position the bead into place.


#### Step 3:

Once in position, pressure the leg using a installation tool or the handle of your taping knife.

#### Step 4:

Staple the mud leg into place every 6"-8" with 1/2" staples.


#### Step 1:



#### Step 2:



#### Step 3:



#### Step 4:



Product	Movement	Standard Wall	Shaft Wall	Fluted Deck	Concrete Deck	Installation	Paintable	Sound Test
<b>Fire Bead</b> FIRE RATED DEFLECTION BEAD	1/4" Comp Only	✓	✓		✓	Post Drywall	✓	✓
<b>Fire Gasket</b> FIRESTOPPING FOR BUILDING JOINTS	FG .5: 1/2" Overall FG 1: 1" Overall FG 1.5: 1-1/2" Overall	✓	✓	✓	✓	Pre Drywall	✓	✓
<b>HOTROD TYPE X</b> FIRESTOPPING FOR BUILDING JOINTS	1/2" Comp 1/4" Ext	✓	✓	✓	✓	Post/Pre Drywall	✓	✓
<b>HOTROD XL</b> FIRESTOPPING FOR BUILDING JOINTS	1/2" Comp 1/4" Ext	✓	✓	✓	✓	Post Drywall	✓	✓
<b>FireRip</b> REINFORCING FIRESTOPPING	FR2: 2" Overall FR3: 3" Overall	✓	✓	✓	✓	Post Drywall	✓	
<b>FAS<sup>®</sup>-093X™</b> <b>FAS<sup>®</sup>-093X™-V</b>	15% of 1/2" Joint Width	✓	✓	✓	✓	Post Drywall	✓	✓

Product	UL / Approvals (UL 2079 5th Edition)
<b>Fire Bead</b> FIRE RATED DEFLECTION BEAD	HW-D-0624; HW-D-0625; HW-D-0554; HW-D-0550; BW-S-0024; WW-D-0104
<b>Fire Gasket</b> FIRESTOPPING FOR BUILDING JOINTS	HW-D-0515; HW-D-0514; HW-D-0524; HW-D-0551; HW-D-0550; HW-D-0554; HW-D-0600; HW-D-0620; HW-D-0652; HW-D-0518; HW-D-0553; HW-D-0573 ; HW-D-0623; WW-S-0057; BW-S-0024; WW-D-0104
<b>HOTROD TYPE X</b> FIRESTOPPING FOR BUILDING JOINTS	HW-D-0624; HW-D-0625; HW-D-0554; HW-D-0550; BW-S-0024; WW-D-0104; WW-S-0057; HW-D-0514; HW-D-0518; HW-D-0524; HW-D-0652; HW-D-0620; HW-D-0573; HW-D-0525; HW-D-0553; HW-D-0621; WW-S-0094
<b>HOTROD XL</b> FIRESTOPPING FOR BUILDING JOINTS	HW-D-0624; HW-D-0625; HW-D-0554; HW-D-0550; BW-S-0024; WW-D-0104, HW-D-0514; HW-D-0518; HW-D-0524; HW-D-0652; HW-D-0620; HW-D-0573; HW-D-0525; HW-D-0553; HW-D-0621; WW-S-0094
<b>FireRip</b> REINFORCING FIRESTOPPING	HW-D-0420; HW-D-0421; HW-D-1096; HW-D-0451; HW-D-0453; HW-D-0461; HW-D-0463; HW-D-0582; HW-D-0584; HW-D-0587; HW-D-0594; HW-D-0602; HW-D-0585
<b>FAS<sup>®</sup>-093X™</b> <b>FAS<sup>®</sup>-093X™-V</b>	HW-D-0596; HW-D-0621; WW-D-0172

## **YOUR SUCCESS DEPENDS ON QUALITY BUILDING PRODUCTS AND SO DOES OURS.**

For over 30 years, Marino\WARE®, a division of Ware Industries Inc., has served our customers with top quality cold-formed steel framing products, while delivering better solutions to design and construction challenges. We are committed to providing a superior customer experience through a vast selection of readily available products, a knowledgeable sales team, comprehensive technical support and services, prompt delivery through our fleet of trucks, and an extensive distribution network.

Our best-in-class product development team delivers innovative solutions to installation and cost challenges with products designed to save time, labor, and materials. In addition, we utilize the latest in roll forming techniques, maintain the latest level of technology available to the steel framing industry, and strictly adhere to all ASTM specifications.

Marino\WARE is 100% American-owned and operated. We take pride in creating local jobs, supporting local communities, and manufacturing products that reflect the uncompromising skill and ethics of our professional team. We operate state-of-the-art production facilities in New Jersey, Georgia, and Indiana, as well as a sales office in New York.

Visit [MarinoWARE.com](http://MarinoWARE.com) to experience our full line of innovative solutions.

**For more information, please contact Marino\WARE® Technical Services at 866.545.1545**

This technical information reflects the most current information available and supersedes any and all previous publications effective February 26, 2026 | MW Fire & Sound Installation Guide | © WARE Industries, Inc. 2026

---

Marino\WARE® operates state-of-the-art production facilities in New Jersey, Georgia, and Indiana, as well as a sales office in New York.

**New Jersey Facility**  
400 Metuchen Road  
South Plainfield, NJ 07080  
800.627.4661  
908.757.9000  
Fax: 908.412.1442

**Georgia Facility**  
777 Greenbelt Parkway  
Griffin, GA 30223  
800.504.8199  
678.688.1312  
Fax: 678.688.1379

**Indiana Facility**  
4245 Railroad Avenue  
East Chicago, IN 46312  
866.636.6002  
219.378.7100  
Fax: 219.378.7106

**New York Sales Office**  
51 John St. Ste. 1  
Babylon, NY 11702  
800.627.4667  
631.691.2200  
Fax: 631.691.1492

**Marino\WARE® DesignGroup™**  
100 Hendrick Drive, Suite  
200  
McDonough, GA 30253  
866.545.1545  
678.688.7780  
Fax: 770.507.2605